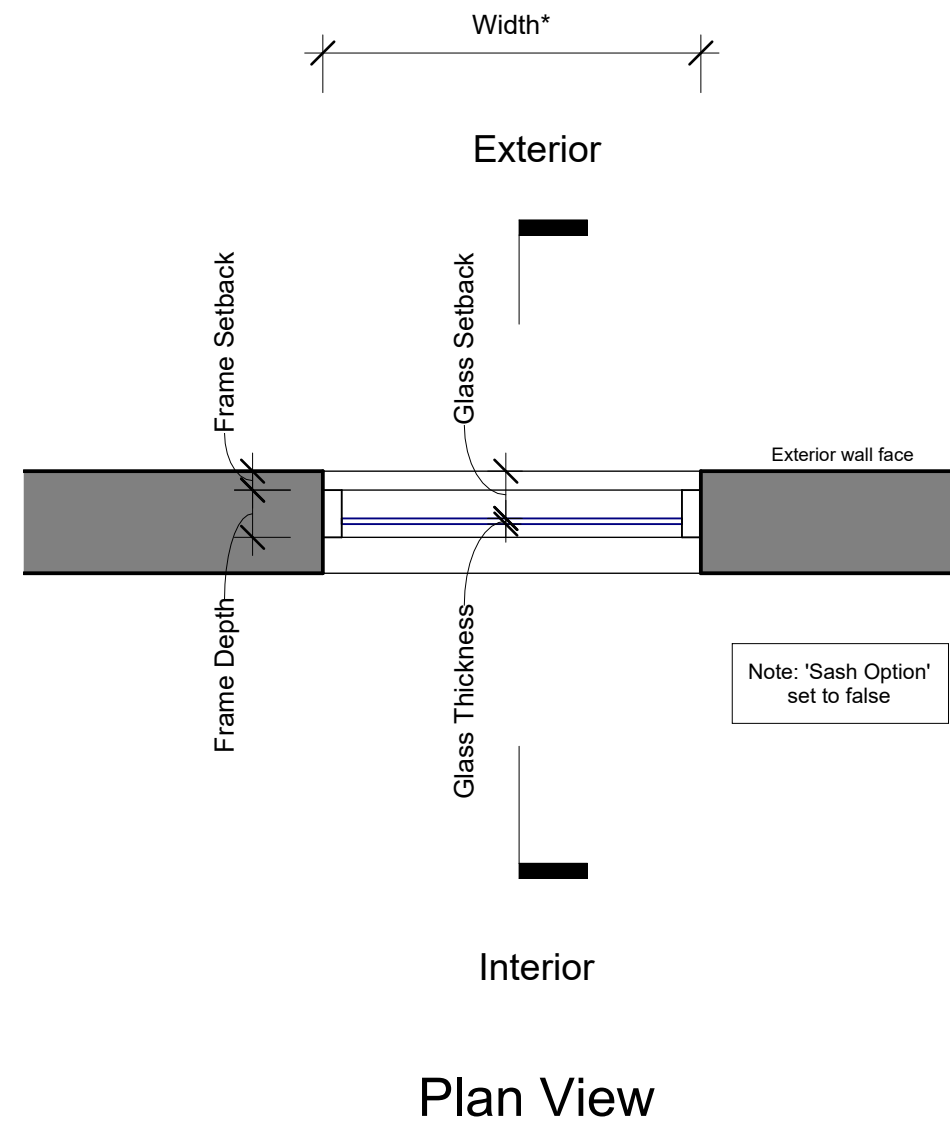


PHLS Window Family Object | No Operable Sash Mode



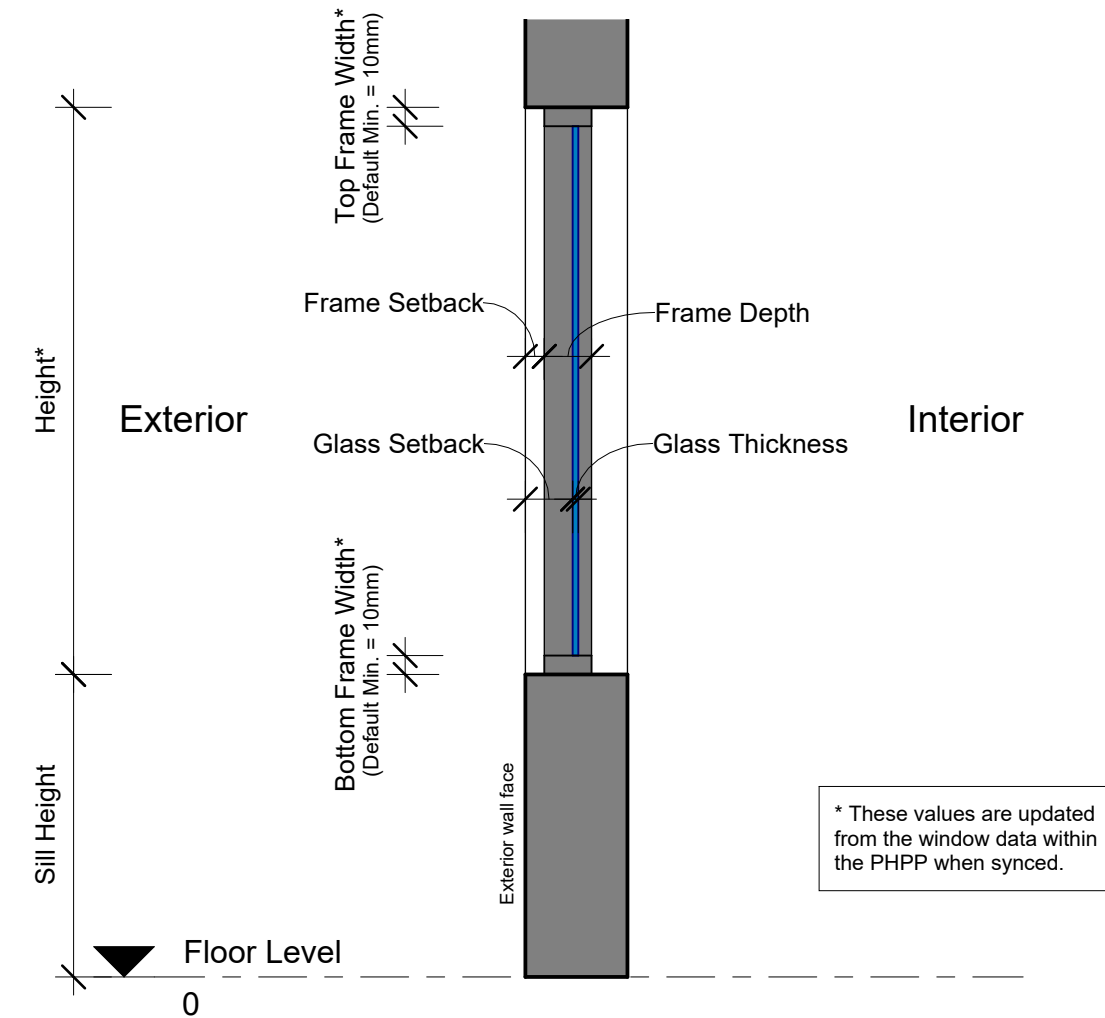
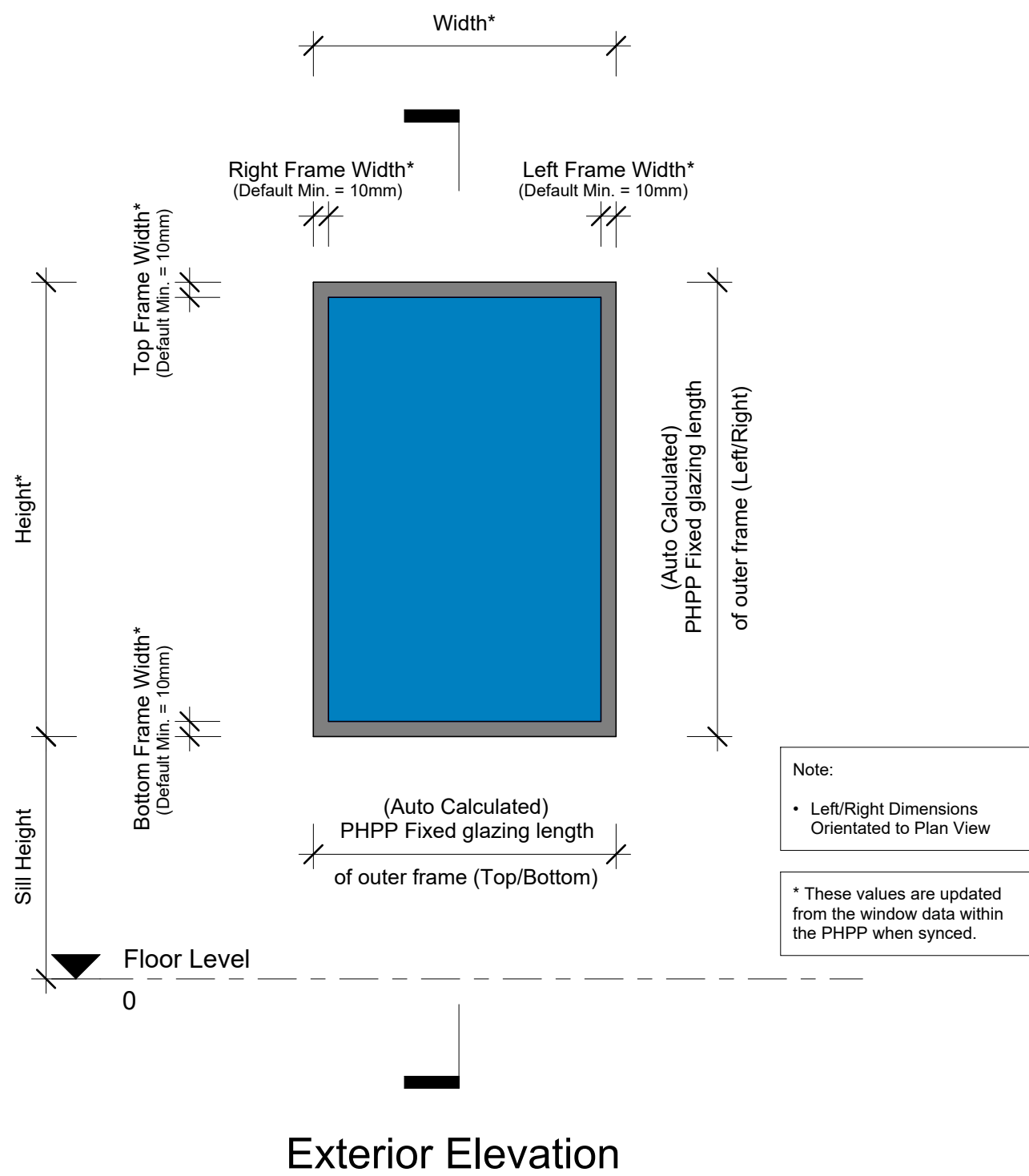
Properties

Dimensions	
Width	1000.0
Height	1500.0
Top Frame Width	50.0
Bottom Frame Width	50.0
Left Frame Width	50.0
Right Frame Width	50.0
Top Frame Width Operable	0.0
Bottom Frame Width Operable	0.0
Left Frame Width Operable	0.0
Right Frame Width Operable	0.0
Threshold Width	0.0
Mullion fm Width	0.0
Mullion m2 Width	0.0
Mullion m1 Width	0.0
Mullion m Width	0.0
Transom t2 Width	0.0
Transom t1 Width	0.0
Transom t Width	0.0
Frame Setback	50.0
Frame Depth	125.0
Top Sash Width	60.0
Bottom Sash Width	60.0
Left Sash Width	60.0
Right Sash Width	60.0
Sash Setback	100.0
Sash Depth	100.0
Glass Setback	125.0
Glass Thickness	15.0

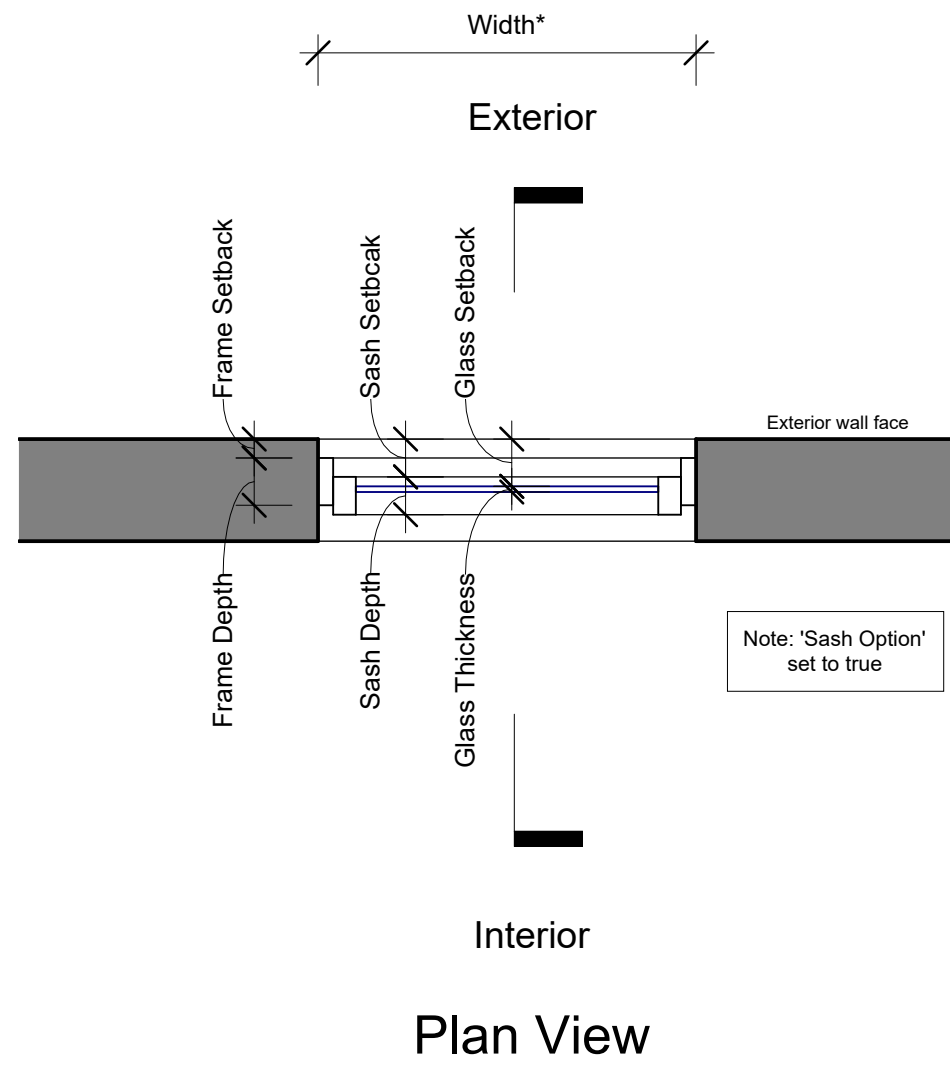
NOT USED IN THIS FAMILY

Energy Analysis	
PHPP Description	
PHPP Glazing	
PHPP Frame	
PHPP Fixed glazing length of outer frame Top	1000.0
PHPP Fixed glazing length of outer frame Bottom	1000.0
PHPP Fixed glazing length of outer frame Left	1500.0
PHPP Fixed glazing length of outer frame Right	1500.0
PHPP Installation situation left	1
PHPP Installation situation right	1
PHPP Installation situation bottom	1
PHPP Installation situation top	1
PHPP Comfort exemption	<input type="checkbox"/>
PHPP Height of shading object	2000.0
PHPP Horizontal distance	2000.0
PHPP Overhang depth	1000.0
PHPP Distance glazing to overhang	1000.0
PHPP dReveal Left Side	500.0
PHPP dReveal Right Side	250.0
PHPP Distance glazing to reveal	375.0
PHPP oReveal Left Side	500.0
PHPP oReveal Right Side	250.0
PHPP Window reveal depth	375.0
PHPP Additional reduction factor winter shading	
PHPP Additional reduction factor summer shading	
PHPP Reduction factor z for temporary sun protection	
PHPP Regulated / transparent	<input type="checkbox"/>

Model Properties	
Shading Guides and Labels Visible	<input type="checkbox"/>
Sash Option	<input type="checkbox"/>
Sash Opening Symbol - Left Hung	<input type="checkbox"/>
Sash Opening Symbol - Right Hung	<input type="checkbox"/>
Sash Opening Symbol - Top Hung	<input type="checkbox"/>
Sash Opening Symbol - Bottom Hung	<input type="checkbox"/>
Sash Opening Symbol - Left Slide	<input type="checkbox"/>
Sash Opening Symbol - Right Slide	<input type="checkbox"/>
Sash Opening Symbol - Top Slide	<input type="checkbox"/>
Sash Opening Symbol - Bottom Slide	<input type="checkbox"/>



PHLS Window Family Object | Operable Sash Mode



Properties

Dimensions	
Width	1000.0
Height	1500.0
Top Frame Width	0.0
Bottom Frame Width	0.0
Left Frame Width	0.0
Right Frame Width	0.0
Top Frame Width Operable	100.0
Bottom Frame Width Operable	100.0
Left Frame Width Operable	100.0
Right Frame Width Operable	100.0
Threshold Width	0.0
Mullion fm Width	0.0
Mullion m2 Width	0.0
Mullion m1 Width	0.0
Mullion m Width	0.0
Transom t2 Width	0.0
Transom t1 Width	0.0
Transom t Width	0.0
Frame Setback	50.0
Frame Depth	125.0
Top Sash Width	60.0
Bottom Sash Width	60.0
Left Sash Width	60.0
Right Sash Width	60.0
Sash Setback	100.0
Sash Depth	100.0
Glass Setback	125.0
Glass Thickness	15.0

Energy Analysis	
PHPP Description	
PHPP Glazing	
PHPP Frame	
PHPP Fixed glazing length of outer frame Top	0.0
PHPP Fixed glazing length of outer frame Bottom	0.0
PHPP Fixed glazing length of outer frame Left	0.0
PHPP Fixed glazing length of outer frame Right	0.0
PHPP Installation situation left	1
PHPP Installation situation right	1
PHPP Installation situation bottom	1
PHPP Installation situation top	1
PHPP Comfort exemption	<input type="checkbox"/>
PHPP Height of shading object	2000.0
PHPP Horizontal distance	2000.0
PHPP Overhang depth	1000.0
PHPP Distance glazing to overhang	1000.0
PHPP dReveal Left Side	500.0
PHPP dReveal Right Side	250.0
PHPP Distance glazing to reveal	375.0
PHPP oReveal Left Side	500.0
PHPP oReveal Right Side	250.0
PHPP Window reveal depth	375.0
PHPP Additional reduction factor winter shading	
PHPP Additional reduction factor summer shading	
PHPP Reduction factor z for temporary sun protection	
PHPP Regulated / transparent	<input type="checkbox"/>

Model Properties	
Shading Guides and Labels Visible	<input type="checkbox"/>
Sash Option	<input checked="" type="checkbox"/>
Sash Opening Symbol - Left Hung	<input type="checkbox"/>
Sash Opening Symbol - Right Hung	<input type="checkbox"/>
Sash Opening Symbol - Top Hung	<input checked="" type="checkbox"/>
Sash Opening Symbol - Bottom Hung	<input type="checkbox"/>
Sash Opening Symbol - Left Slide	<input type="checkbox"/>
Sash Opening Symbol - Right Slide	<input type="checkbox"/>
Sash Opening Symbol - Top Slide	<input type="checkbox"/>
Sash Opening Symbol - Bottom Slide	<input type="checkbox"/>

